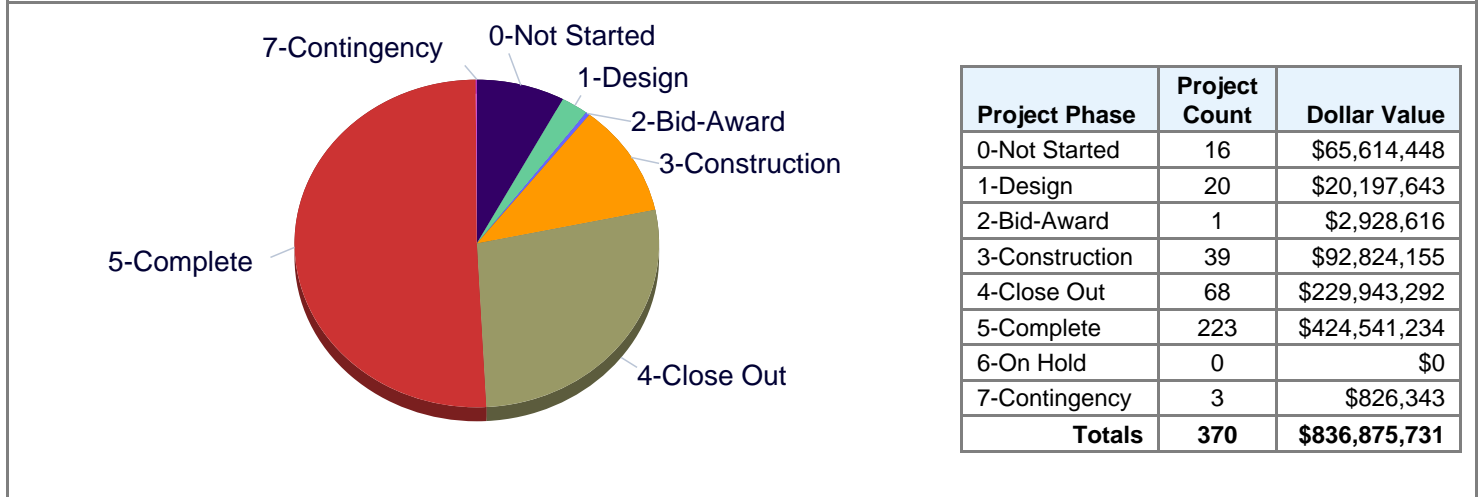


2018 Capital Improvement Program

Program Dollar Value by Phase



Program Narrative

The 2018 Capital Improvement Program includes the 5B bond voted on and passed in November of 2018.

92.2% of defined bond projects have been initiated as of February 2024.

The reduction in remaining program funds is due to:

Reinstatement of Warren Tech Central project	2,928,616
Capital additional allotment to Miller	5,000,000
Less give back from closed projects	~3.4 mil

Occupancy Deadlines At-Risk

Priority	Facility Name	Project ID	Project name	Finish Date	
				Target	Forecast

Program Contingency and Remaining Funds

Program Contingency (Unallocated)	Forecast Remaining Funds in Projects	Net Remaining Program Funds
\$826,343	(\$754,643)	\$71,700

2018 Capital Improvement Program - Project Detail

Fiscal Plan Year: 2026		Work Progress		Budget Summary			
Project Description	Phase	%	Original	Current	Variance	Haz-Mat	Notes
Leyden Rock New School	Not Started	0%	\$29,400,000	\$29,400,000	\$0	\$0	
West Lakewood School New School	Not Started	0%	\$29,400,000	\$29,400,000	\$0	\$0	
2026 Subtotals:			\$58,800,000	\$58,800,000	\$0	\$0	

Fiscal Plan Year: 2025		Work Progress		Budget Summary			
Project Description	Phase	%	Original	Current	Variance	Haz-Mat	Notes
Chatfield HS FF&E	Not Started	0%	\$37,500	\$37,500	\$0	\$0	
Drake MS FF&E	Not Started	0%	\$126,000	\$126,000	\$0	\$0	
Normandy ES FF&E	Not Started	0%	\$393,750	\$393,750	\$0	\$0	
Pennington ES FF&E	Not Started	0%	\$68,250	\$68,250	\$0	\$0	
Reallocation of Great Work Montessori Charter Budget	Not Started	0%	\$0	\$3,744,412	\$3,744,412	\$0	
Secrest ES FF&E	Not Started	0%	\$357,000	\$357,000	\$0	\$0	
Stevens ES FF&E	Not Started	0%	\$79,800	\$79,800	\$0	\$0	
Swanson ES FF&E	Not Started	0%	\$498,750	\$498,750	\$0	\$0	
Ute Meadows ES FF&E	Not Started	0%	\$52,500	\$52,500	\$0	\$0	
Van Arsdale ES FF&E	Not Started	0%	\$444,150	\$444,150	\$0	\$0	
Warder ES FF&E	Not Started	0%	\$400,973	\$400,973	\$0	\$0	
West Woods ES FF&E	Not Started	0%	\$39,375	\$39,375	\$0	\$0	
Westgate ES FF&E	Not Started	0%	\$509,250	\$509,250	\$0	\$0	
Wheat Ridge HS Efficiency & Future Ready Phase 2	Design	0%	\$0	\$6,000,000	\$6,000,000	\$0	DB,SC
Glennon Heights ES FF&E	Cancelled	0%	\$294,000	\$0	(\$294,000)	\$0	R
Moore MS FF&E	Cancelled	0%	\$710,850	\$0	(\$710,850)	\$0	R
2025 Subtotals:			\$4,012,148	\$12,751,710	\$8,739,562	\$0	

Fiscal Plan Year: 2024		Work Progress		Budget Summary			
Project Description	Phase	%	Original	Current	Variance	Haz-Mat	Notes
Long View HS FF&E	Not Started	0%	\$136,500	\$62,738	(\$73,762)	\$0	
Bergen Valley ES FF&E	Design	0%	\$78,750	\$405,000	\$326,250	\$0	
Coal Creek Canyon K-8 Evacuation Shelter	Design	0%	\$0	\$104,000	\$104,000	\$0	
Columbine Hills ES Secure Entry	Design	7%	\$0	\$375,000	\$375,000	\$0	
Edgewater ES FF&E	Design	0%	\$504,000	\$368,750	(\$135,250)	\$0	
Evergreen HS FF&E	Design	0%	\$1,260,000	\$1,260,000	\$0	\$0	
Evergreen HS Recommissioning	Design	30%	\$46,800	\$46,800	\$0	\$0	
F DW FF&E Allocation 2024	Design	0%	\$0	\$56,200	\$56,200	\$0	
F DW LED Lighting 2024 4-ES 1-MS 8-HS 2-Other	Design	31%	\$0	\$101,920	\$101,920	\$0	
Falcon Bluffs MS FF&E	Design	0%	\$136,500	\$310,500	\$174,000	\$0	
Mandalay MS FF&E	Design	4%	\$725,550	\$725,550	\$0	\$0	
Miller Special School Replacement	Design	16%	\$0	\$8,000,000	\$8,000,000	\$0	DB
South Lakewood ES FF&E	Design	0%	\$89,250	\$226,494	\$137,244	\$0	
Westridge ES FF&E	Design	0%	\$525,000	\$582,816	\$57,816	\$0	
Bradford K-8 North Efficiency & Future Ready	Construction	12%	\$224,003	\$472,640	\$248,638	\$0	
Bradford K-8 South Efficiency & Future Ready	Construction	10%	\$163,904	\$452,368	\$288,464	\$0	
F DW Fire Alarm Upgrades 2-HS	Construction	0%	\$0	\$1,286,146	\$1,286,146	\$0	SC
F DW Security Glass 2024 12-ES 2-MS 2-HS 6-Other	Construction	26%	\$0	\$234,000	\$234,000	\$0	
Fairmount ES Efficiency & Future Ready	Construction	4%	\$1,366,995	\$1,188,409	(\$178,586)	\$0	
Free Horizon Montessori Efficiency & Future Ready	Construction	15%	\$174,682	\$376,871	\$202,189	\$0	
Lawrence ES Receiving School Upgrades	Construction	8%	\$0	\$675,000	\$675,000	\$0	R
Leawood ES Efficiency & Future Ready	Construction	10%	\$769,639	\$939,330	\$169,691	\$0	
McLain Community HS Efficiency & Future Ready	Construction	13%	\$737,211	\$778,894	\$41,683	\$0	
Meiklejohn ES Efficiency & Future Ready	Construction	12%	\$200,300	\$340,177	\$139,876	\$0	

Fiscal Plan Year: 2024	Work Progress		Budget Summary				
Project Description	Phase	%	Original	Current	Variance	Haz-Mat	Notes
N Arvada MS Receiving School Upgrades	Construction	7%	\$0	\$470,974	\$470,974	\$0	R
Normandy ES Efficiency & Future Ready	Construction	15%	\$796,345	\$1,056,509	\$260,164	\$0	
Parmalee ES Admin Office Ventilation	Construction	63%	\$0	\$356,200	\$356,200	\$0	
Pomona 6-12 Receiving School Upgrades	Construction	9%	\$0	\$1,845,000	\$1,845,000	\$0	R
Rooney Ranch ES Efficiency & Future Ready	Construction	18%	\$118,680	\$165,291	\$46,611	\$0	
West Woods ES Efficiency & Future Ready	Construction	10%	\$1,896,098	\$1,749,373	(\$146,725)	\$0	
Eiber ES HazMat Contract Settlement	Close Out	100%	\$0	\$17,804	\$17,804	\$59,730	
F DW 2023 Hail Damage Repair 4-ES 1-HS	Close Out	100%	\$0	\$9,568	\$9,568	\$0	
Warren Tech Central Efficiency & Future Ready	ERROR	0%	\$2,928,616	\$2,928,616	\$0	\$0	
Anderson Preschool Efficiency & Future Ready	Cancelled	0%	\$117,794	\$0	(\$117,794)	\$0	
Bergen Meadow ES Efficiency & Future Ready	Cancelled	0%	\$5,410,742	\$0	(\$5,410,742)	\$0	R
Bergen Meadow ES FF&E	Cancelled	0%	\$3,463	\$0	(\$3,463)	\$0	R
Edgewater ES Addition	Cancelled	0%	\$4,200,000	\$0	(\$4,200,000)	\$0	
Irwin Preschool Efficiency & Future Ready	Cancelled	0%	\$52,535	\$0	(\$52,535)	\$0	
Litz Preschool Efficiency & Future Ready	Cancelled	0%	\$77,479	\$0	(\$77,479)	\$0	
Molholm ES Addition	Cancelled	0%	\$3,675,000	\$0	(\$3,675,000)	\$0	R
Mount Evans OELS FF&E	Cancelled	0%	\$0	\$0	\$0	\$0	
Oberon MS Addition	Cancelled	0%	\$3,700,000	\$0	(\$3,700,000)	\$0	
2024 Subtotals:			\$30,115,836	\$28,028,669	(\$2,146,898)	\$59,730	

Fiscal Plan Year: 2023	Work Progress		Budget Summary				
Project Description	Phase	%	Original	Current	Variance	Haz-Mat	Notes
F DW FF&E Allocation	Design	100%	\$0	\$293,710	\$293,710	\$0	
F DW Modular Bldg Removal 2023	Design	75%	\$0	\$200,000	\$200,000	\$0	
NATC Joyce Replacement	Design	100%	\$0	\$165,404	\$165,404	\$0	
Oberon MS FF&E	Design	20%	\$500,000	\$500,000	\$0	\$0	
Stober ES Addition FF&E	Design	1%	\$0	\$136,500	\$136,500	\$0	R
Wheat Ridge HS FF&E	Design	0%	\$0	\$339,000	\$339,000	\$0	
Bergen Valley ES Addition	Construction	27%	\$0	\$11,007,643	\$11,007,643	\$0	R
Charter New America School General Upgrades	Construction	89%	\$0	\$643,444	\$643,444	\$0	PI
Connections Learning Center Efficiency & Future Ready	Construction	98%	\$239,900	\$261,900	\$22,000	\$0	
DW Mechanical 2023 1-ES 2-Other	Construction	83%	\$2,224,981	\$2,939,849	\$714,868	\$0	SC
Drake MS Efficiency & Future Ready	Construction	34%	\$841,473	\$900,759	\$59,286	\$0	
Evergreen HS Site & Utilities Upgrades	Construction	68%	\$281,129	\$203,845	(\$77,284)	\$0	
F DW Athletic Field Lighting 16-HS	Construction	8%	\$0	\$7,813,789	\$7,813,789	\$0	DB
F DW CO Detection Upgrades 6-ES 1-HS	Construction	96%	\$0	\$559,412	\$559,412	\$0	SC
F DW Receiving School Upgrades 11-ES	Construction	94%	\$0	\$6,233,945	\$6,233,945	\$0	R
Little ES FF&E	Construction	87%	\$361,200	\$173,250	(\$187,950)	\$0	R
Oberon MS Efficiency & Future Ready	Construction	88%	\$3,656,042	\$4,298,094	\$642,053	\$0	MC
Prospect Valley ES Addition FF&E	Construction	86%	\$0	\$222,500	\$222,500	\$0	R
Rose Stein ES Efficiency & Future Ready	Construction	98%	\$161,200	\$2,063,736	\$1,902,536	\$0	R
Stober ES Addition & Kitchen Upgrades	Construction	83%	\$0	\$6,821,960	\$6,821,960	\$0	R
Swanson ES Efficiency & Future Ready	Construction	85%	\$2,147,580	\$2,695,519	\$547,939	\$2,238	MC
Weber ES Efficiency & Future Ready	Construction	52%	\$584,296	\$3,192,050	\$2,607,754	\$0	R
Weber ES FF&E	Construction	100%	\$0	\$151,311	\$151,311	\$0	R
Alameda HS Kitchen Renovation	Close Out	99%	\$0	\$245,164	\$245,164	\$0	
Campbell ECE Center FF&E	Close Out	100%	\$341,250	\$170,942	(\$170,308)	\$0	R
Campbell ES Efficiency & Future Ready	Close Out	100%	\$419,655	\$2,609,679	\$2,190,024	\$0	R
Coal Creek Canyon K-8 Efficiency & Future Ready	Close Out	100%	\$1,089,185	\$158,299	(\$930,886)	\$0	
Dunstan MS Efficiency & Future Ready	Close Out	100%	\$543,922	\$1,045,922	\$502,000	\$0	MC
Edgewater ES Efficiency & Future Ready	Close Out	100%	\$447,984	\$819,612	\$371,629	\$11,973	

Fiscal Plan Year: 2023	Work Progress		Budget Summary				
Project Description	Phase	%	Original	Current	Variance	Haz-Mat	Notes
F DW Mechanical 2023 1-ES	Close Out	100%	\$0	\$1,329,813	\$1,329,813	\$0	MC
F DW Network Upgrades 2023	Close Out	100%	\$222,204	\$775,584	\$553,381	\$0	SC
Falcon Bluffs MS Efficiency & Future Ready	Close Out	100%	\$1,034,312	\$1,198,812	\$164,500	\$0	
Fremont ES Receiving School Upgrades	Close Out	100%	\$0	\$360,526	\$360,526	\$0	R
G DW Network Upgrades 2023-Cost Xfer	Close Out	100%	\$4,777,796	\$4,777,796	\$0	\$0	
Ken Caryl MS Efficiency & Future Ready	Close Out	100%	\$1,481,690	\$1,957,382	\$475,692	\$149,877	MC
Kendallvue ES Efficiency & Future Ready	Close Out	100%	\$1,456,006	\$1,572,297	\$116,291	\$0	R
Lasley ES Receiving School Upgrades	Close Out	98%	\$0	\$2,996,829	\$2,996,829	\$0	R
Little ES Efficiency & Future Ready	Close Out	98%	\$495,396	\$889,239	\$393,843	\$0	
Lukas ES Receiving School Upgrades	Close Out	98%	\$0	\$1,127,661	\$1,127,661	\$0	R
Mount Carbon ES Efficiency & Future Ready	Close Out	100%	\$407,158	\$651,097	\$243,939	\$0	
Pennington ES Efficiency & Future Ready	Close Out	100%	\$563,546	\$923,170	\$359,624	\$0	
Prospect Valley ES Addition	Close Out	100%	\$0	\$6,925,350	\$6,925,350	\$0	R, DB
Red Rocks ES FF&E	Close Out	100%	\$231,000	\$373,049	\$142,049	\$0	
Sierra ES Efficiency & Future Ready	Close Out	98%	\$670,442	\$1,111,504	\$441,063	\$0	R
Sobesky Academy Efficiency & Future Ready	Close Out	100%	\$514,568	\$698,162	\$183,594	\$0	
South Lakewood ES Efficiency & Future Ready	Close Out	98%	\$437,988	\$583,444	\$145,456	\$0	
Stony Creek ES FF&E	Close Out	100%	\$420,000	\$209,116	(\$210,884)	\$0	
Summit Ridge MS Efficiency & Future Ready	Close Out	99%	\$1,333,476	\$1,389,339	\$55,862	\$0	
Van Arsdale ES Efficiency & Future Ready	Close Out	99%	\$977,492	\$1,296,078	\$318,586	\$0	
Anderson ECE Center FF&E	Complete	100%	\$0	\$37,637	\$37,637	\$0	R
Bear Creek K-8 Efficiency & Future Ready	Complete	100%	\$418,216	\$617,109	\$198,893	\$0	
Deer Creek MS Efficiency & Future Ready	Complete	100%	\$423,075	\$692,987	\$269,912	\$0	
Glennon Heights ES Efficiency & Future Ready	Complete	100%	\$1,053,403	\$44,370	(\$1,009,033)	\$0	R
Governor's Ranch ES Efficiency & Future Ready	Complete	100%	\$591,967	\$760,802	\$168,835	\$0	
H DW Playgrounds 2023 2-ES	Complete	100%	\$94,664	\$291,628	\$196,964	\$0	
Molholm ES Efficiency & Future Ready	Complete	100%	\$2,620,273	\$126,881	(\$2,493,392)	\$0	R
Moore MS Efficiency & Future Ready	Complete	100%	\$1,246,643	\$204,786	(\$1,041,857)	\$0	
Parr ES Efficiency & Future Ready	Complete	100%	\$288,500	\$2,264	(\$286,236)	\$0	R
Peiffer ES Efficiency & Future Ready	Complete	100%	\$530,436	\$8,533	(\$521,903)	\$0	R
Thomson ES FF&E	Complete	100%	\$84,000	\$17,008	(\$66,992)	\$0	R
Warren Tech Central Efficiency & Future Ready	Complete	100%	\$274,904	\$274,904	\$0	\$0	
20th and Hoyt - NOT ON LIST Efficiency & Future Ready	Cancelled	0%	\$0	\$0	\$0	\$0	
Coal Creek Canyon K-8 FF&E	Cancelled	0%	\$0	\$0	\$0	\$0	
Great Work Montessori Charter General Upgrades	Cancelled	0%	\$3,744,412	\$0	(\$3,744,412)	\$0	
Molholm ES FF&E	Cancelled	0%	\$68,250	\$0	(\$68,250)	\$0	R
Peiffer ES FF&E	Cancelled	0%	\$651,000	\$0	(\$651,000)	\$0	R
2023 Subtotals:			\$40,952,616	\$91,256,483	\$50,139,780	\$164,088	

Fiscal Plan Year: 2022	Work Progress		Budget Summary				
Project Description	Phase	%	Original	Current	Variance	Haz-Mat	Notes
Emory ES Efficiency & Future Ready	Construction	96%	\$2,261,031	\$2,254,877	(\$6,153)	\$0	
Lakewood HS Efficiency & Future Ready	Construction	100%	\$2,046,141	\$2,199,330	\$153,190	\$0	
Shaffer ES Efficiency & Future Ready	Construction	100%	\$434,372	\$1,059,839	\$625,467	\$0	AC
Wheat Ridge HS Efficiency & Future Ready	Construction	64%	\$13,848,732	\$14,498,861	\$650,129	\$0	MC, SC
Arvada West HS Efficiency & Future Ready	Close Out	100%	\$1,038,715	\$1,661,321	\$622,606	\$0	BC
Bear Creek High HS Efficiency & Future Ready	Close Out	100%	\$1,138,341	\$1,310,405	\$172,064	\$0	
Blue Heron ES Efficiency & Future Ready	Close Out	100%	\$489,889	\$756,926	\$267,038	\$0	
Charter Doral Academy New Site & School	Close Out	89%	\$3,090,152	\$3,746,074	\$655,922	\$0	PI
Charter Rocky Mtn Academy Evergreen General Upgrades	Close Out	100%	\$0	\$640,289	\$640,289	\$0	PI
Creighton MS Efficiency & Future Ready	Close Out	100%	\$876,001	\$1,273,220	\$397,218	\$0	
G DW Elevator Upgrades 2022 1-ES 1-MS 1-HS	Close Out	100%	\$0	\$300,745	\$300,745	\$0	
G DW LED Lighting 2022 8-ES 4-MS 2-HS 3-Other	Close Out	100%	\$2,725,479	\$3,155,615	\$430,137	\$0	

JEFFCO PUBLIC SCHOOLS
Construction Management
Status of Projects by Program



Fiscal Plan Year: 2022 Project Description	Work Progress		Budget Summary				
	Phase	%	Original	Current	Variance	Haz-Mat	Notes
G DW Modular Bldg Removal 2022 7-ES 1-Other	Close Out	100%	\$0	\$476,809	\$476,809	\$0	
G DW Network Upgrades 2022	Close Out	100%	\$0	\$14,162,068	\$14,162,068	\$0	DB
Golden HS Efficiency & Future Ready	Close Out	97%	\$535,812	\$536,819	\$1,007	\$0	
Mortensen ES Efficiency & Future Ready	Close Out	100%	\$538,997	\$1,142,123	\$603,127	\$0	AC
Mt Evans OELS Efficiency & Future Ready	Close Out	100%	\$3,210,190	\$5,582,344	\$2,372,154	\$0	MC, UC, SC
Ralston Valley HS FF&E	Close Out	100%	\$0	\$398,644	\$398,644	\$0	
Red Rocks ES Efficiency & Future Ready	Close Out	100%	\$1,260,562	\$1,152,230	(\$108,331)	\$29,940	
Secrest ES Efficiency & Future Ready	Close Out	100%	\$407,894	\$633,817	\$225,923	\$5,785	
Slater ES Efficiency & Future Ready	Close Out	100%	\$1,325,059	\$1,509,918	\$184,859	\$0	
Standley Lake HS FF&E	Close Out	100%	\$1,377,600	\$1,319,897	(\$57,703)	\$0	
Ute Meadows ES Efficiency & Future Ready	Close Out	100%	\$794,084	\$804,228	\$10,145	\$0	
Weber ES Walk-In Freezer	Close Out	100%	\$63,000	\$40,382	(\$22,618)	\$0	
Westgate ES Efficiency & Future Ready	Close Out	100%	\$1,094,042	\$1,739,535	\$645,493	\$27,610	MC, SC
Wilmore Davis ES Efficiency & Future Ready	Close Out	100%	\$1,100,225	\$1,503,715	\$403,490	\$0	MC, SC
Windy Peak OELS Efficiency & Future Ready	Close Out	100%	\$3,340,982	\$2,893,577	(\$447,405)	\$0	
Bergen Valley ES Efficiency & Future Ready	Complete	100%	\$277,506	\$633,269	\$355,763	\$0	
Carmody MS Eff & Future Rdy 2nd Floor	Complete	100%	\$0	\$101,679	\$101,679	\$0	
Charter Woodrow Wilson Academy General Upgrades	Complete	100%	\$0	\$642,138	\$642,138	\$0	PI
Colorow ES Efficiency & Future Ready	Complete	100%	\$1,813,115	\$280,270	(\$1,532,845)	\$0	R
D'Evelyn Jr/Sr FF&E	Complete	100%	\$0	\$122,236	\$122,236	\$0	
Elk Creek ES Efficiency & Future Ready	Complete	100%	\$590,686	\$693,139	\$102,453	\$0	
Elk Creek ES FF&E	Complete	100%	\$0	\$295,733	\$295,733	\$0	
Evergreen MS FF&E	Complete	100%	\$114,000	\$123,298	\$9,298	\$0	
Fairmount Mechanical & LED Upgrades	Complete	100%	\$176,070	\$150,977	(\$25,093)	\$0	
G DW Flooring 2022-I 5-ES 3-MS	Complete	100%	\$1,720,830	\$1,943,339	\$222,509	\$255,158	
G DW Flooring 2022-II 7-ES	Complete	100%	\$1,460,855	\$1,519,780	\$58,925	\$545,782	
G DW Mechanical 2022 3-ES	Complete	100%	\$4,597,740	\$4,416,683	(\$181,057)	\$0	
G DW Paving 2022 5-ES 1-MS	Complete	100%	\$1,135,050	\$1,117,332	(\$17,718)	\$0	
G DW Playground 2022-I 4-ES	Complete	100%	\$564,500	\$953,213	\$388,713	\$0	
G DW Playground 2022-II 2-ES	Complete	100%	\$147,000	\$346,132	\$199,132	\$0	
G DW Roofing 2022 4-ES 1-MS	Complete	100%	\$2,850,746	\$2,804,350	(\$46,395)	\$30,340	
G DW Security Glass 2022 7-ES 1-MS 1-HS 1-Other	Complete	100%	\$72,000	\$42,356	(\$29,644)	\$0	
Green Mountain ES Efficiency & Future Ready	Complete	100%	\$634,629	\$1,136,291	\$501,662	\$38,963	SC
Jeffco Open School FF&E	Complete	100%	\$9,660	\$81,531	\$71,871	\$0	
Long View HS Efficiency & Future Ready	Complete	100%	\$240,710	\$363,796	\$123,085	\$16,618	
Mandalay MS Efficiency & Future Ready	Complete	100%	\$771,454	\$918,538	\$147,084	\$0	
Marshdale ES FF&E	Complete	100%	\$1,000,000	\$514,994	(\$485,006)	\$0	
Mitchell ES Efficiency & Future Ready	Complete	100%	\$558,434	\$866,519	\$308,086	\$0	
North Arvada MS Efficiency & Future Ready	Complete	100%	\$2,392,923	\$2,725,925	\$333,001	\$0	
North Arvada MS FF&E	Complete	100%	\$735,000	\$229,396	(\$505,604)	\$0	
Peck ES Efficiency & Future Ready	Complete	100%	\$276,140	\$373,965	\$97,825	\$0	
Peck ES FF&E	Complete	100%	\$483,000	\$159,634	(\$323,366)	\$0	R
Powderhorn ES FF&E	Complete	100%	\$0	\$701,690	\$701,690	\$0	FFE
Prospect Valley ES FF&E	Complete	100%	\$401,409	\$684,067	\$282,658	\$0	
Shelton ES Efficiency & Future Ready	Complete	100%	\$1,309,323	\$1,289,927	(\$19,396)	\$0	
Stevens ES Efficiency & Future Ready	Complete	100%	\$624,688	\$715,080	\$90,392	\$0	
Stony Creek ES Efficiency & Future Ready	Complete	100%	\$736,204	\$724,785	(\$11,418)	\$0	
Swanson ES Playground Upgrades	Complete	100%	\$175,000	\$178,679	\$3,679	\$0	
Thomson ES Efficiency & Future Ready	Complete	100%	\$664,090	\$980,485	\$316,395	\$97,380	
Vanderhoof ES FF&E	Complete	100%	\$0	\$48,033	\$48,033	\$0	

Fiscal Plan Year: 2022		Work Progress		Budget Summary			
Project Description	Phase	%	Original	Current	Variance	Haz-Mat	Notes
Warder ES Efficiency & Future Ready	Complete	100%	\$512,728	\$1,300,220	\$787,492	\$22,899	MC,SC
Warren Tech North Efficiency & Future Ready	Complete	100%	\$425,202	\$1,119,744	\$694,542	\$19,784	MC,EC
West Jeff ES Efficiency & Future Ready	Complete	100%	\$178,130	\$379,171	\$201,040	\$0	
Wilmore-Davis ES FF&E	Complete	100%	\$218,850	\$136,870	(\$81,980)	\$0	R
West Jefferson MS FF&E Phase II (cancelled)	Cancelled	0%	\$0	\$0	\$0	\$0	
2022 Subtotals:			\$70,864,972	\$99,659,134	\$27,703,903	\$1,090,259	

Fiscal Plan Year: 2021		Work Progress		Budget Summary			
Project Description	Phase	%	Original	Current	Variance	Haz-Mat	Notes
D'Evelyn Jr-Sr HS Addition	Construction	100%	\$870,082	\$6,407,788	\$5,537,706	\$0	SC, DB
Charter Compass Montessori Golden General Upgrades	Close Out	100%	\$0	\$640,767	\$640,767	\$0	PI
Charter Two Roads Arvada General Upgrades	Close Out	100%	\$0	\$637,573	\$637,573	\$0	PI
G DW LED Lighting 2021 11-ES	Close Out	100%	\$1,835,700	\$1,566,874	(\$268,826)	\$2,440	
Jeffco Open School Efficiency & Future Ready	Close Out	100%	\$9,700,287	\$12,143,362	\$2,443,074	\$187,125	MC
Marshdale ES Replace School	Close Out	101%	\$20,000,000	\$18,742,250	(\$1,257,750)	\$103,965	UC, EC
Powderhorn ES Addition & General Upgrades	Close Out	100%	\$5,876,860	\$6,187,244	\$310,384	\$15,600	
Prospect Valley ES Replace School	Close Out	100%	\$20,000,000	\$22,269,508	\$2,269,508	\$430,138	MC, UC
Ralston Valley HS Addition & General Upgrades	Close Out	100%	\$7,625,513	\$8,462,468	\$836,955	\$0	MC
Standley Lake HS Addition & General Upgrades	Close Out	100%	\$8,033,020	\$8,033,020	\$0	\$0	
Alameda Int'l Jr-Sr HS FF&E	Complete	100%	\$378,000	\$911,087	\$533,087	\$0	FFE
Allendale ES Efficiency & Future Ready	Complete	100%	\$752,628	\$60,252	(\$692,376)	\$0	
Allendale ES FF&E	Complete	100%	\$365,872	\$71,409	(\$294,464)	\$0	
Bell MS FF&E	Complete	100%	\$225,000	\$787,916	\$562,916	\$0	FFE
CTE South FF&E	Complete	100%	\$500,000	\$199,432	(\$300,568)	\$0	
Carmody MS Efficiency & Future Ready	Complete	100%	\$1,589,108	\$1,863,863	\$274,754	\$23,327	
Carmody MS FF&E	Complete	100%	\$94,500	\$400,363	\$305,863	\$0	
Chatfield HS Efficiency & Future Ready	Complete	100%	\$2,736,353	\$3,053,667	\$317,314	\$0	
Columbine HS FF&E	Complete	100%	\$1,470,000	\$1,308,175	(\$161,825)	\$0	
Dakota Ridge HS Efficiency & Future Ready	Complete	100%	\$3,162,502	\$3,179,950	\$17,448	\$0	
Deane ES Efficiency & Future Ready	Complete	100%	\$847,878	\$609,560	(\$238,318)	\$12,521	
Dennison ES Efficiency & Future Ready	Complete	100%	\$966,488	\$1,053,290	\$86,802	\$87,945	
Dennison ES FF&E	Complete	100%	\$42,840	\$520,475	\$477,635	\$0	FFE
Deviny ES Efficiency & Future Ready	Complete	100%	\$745,596	\$954,282	\$208,686	\$15,009	
Deviny ES FF&E	Complete	100%	\$105,000	\$344,658	\$239,658	\$0	
Evergreen HS Renovation & General Upgrades	Complete	100%	\$9,855,564	\$9,873,283	\$17,719	\$565,824	
Evergreen MS Renovation & Upgrades	Complete	100%	\$7,606,755	\$7,324,938	(\$281,817)	\$201,784	
Everitt MS Efficiency & Future Ready	Complete	100%	\$3,000,921	\$2,891,753	(\$109,168)	\$91,559	
Everitt MS FF&E	Complete	100%	\$297,500	\$271,898	(\$25,602)	\$0	
Fitzmorris ES Efficiency & Future Ready	Complete	100%	\$1,059,436	\$990,847	(\$68,589)	\$20,910	
Fitzmorris ES FF&E	Complete	100%	\$110,250	\$295,485	\$185,235	\$0	
Foster ES FF&E	Complete	100%	\$498,750	\$303,351	(\$195,399)	\$0	
G DW Field Improvements 2021 1-ES 4-HS	Complete	100%	\$2,887,500	\$11,410,643	\$8,523,143	\$0	SC
G DW Flooring 2021 5-ES	Complete	100%	\$1,306,266	\$1,666,209	\$359,943	\$0	
G DW Mechanical 2021 5-ES	Complete	100%	\$2,924,250	\$4,114,555	\$1,190,305	\$81,480	SC
G DW Modular Bldg Removal 2021 5-ES	Complete	100%	\$0	\$201,014	\$201,014	\$0	
G DW Paving 2021 3-ES	Complete	100%	\$682,500	\$603,614	(\$78,886)	\$0	
G DW Playgrounds 2021 9-ES	Complete	100%	\$692,475	\$1,993,267	\$1,300,792	\$0	MC,SC
G DW Roofing 2021 5-ES	Complete	100%	\$1,887,929	\$1,659,341	(\$228,588)	\$0	
G DW Security Glass 2021 6-ES 5-MS 1-HS	Complete	100%	\$96,000	\$50,086	(\$45,914)	\$0	

Fiscal Plan Year: 2021	Work Progress		Budget Summary				
Project Description	Phase	%	Original	Current	Variance	Haz-Mat	Notes
Golden HS Doors Replacement	Complete	100%	\$263,486	\$257,443	(\$6,043)	\$0	
Green Mountain ES FF&E	Complete	100%	\$38,663	\$134,641	\$95,978	\$0	
H DW Elevator Upgrades 2021 6-ES 7-MS 9-HS 4-Other	Complete	100%	\$0	\$308,220	\$308,220	\$0	
Jefferson Academy Charter Debt Repayment	Complete	100%	\$0	\$1,281,894	\$1,281,894	\$0	PI
Jefferson Jr-Sr HS FF&E	Complete	100%	\$0	\$144,466	\$144,466	\$0	
Kullerstrand ES Efficiency & Future Ready	Complete	100%	\$1,143,045	\$1,184,548	\$41,503	\$97,555	
Kullerstrand ES FF&E	Complete	100%	\$147,000	\$245,268	\$98,268	\$0	
Kyffin ES Efficiency & Future Ready	Complete	100%	\$4,144,305	\$3,764,961	(\$379,344)	\$84,114	
Kyffin ES FF&E	Complete	100%	\$341,250	\$368,699	\$27,449	\$0	
Lasley ES Efficiency & Future Ready	Complete	100%	\$632,859	\$639,300	\$6,441	\$11,149	MC
Lasley ES FF&E	Complete	100%	\$441,000	\$140,271	(\$300,729)	\$0	
Lawrence ES Efficiency & Future Ready	Complete	100%	\$2,443,566	\$2,110,024	(\$333,542)	\$0	
Lumberg ES FF&E	Complete	100%	\$551,250	\$516,204	(\$35,046)	\$0	
Manning School FF&E	Complete	100%	\$21,105	\$391,779	\$370,674	\$0	
Maple Grove ES Efficiency & Future Ready	Complete	100%	\$807,121	\$723,322	(\$83,799)	\$28,360	
Maple Grove ES FF&E	Complete	100%	\$194,250	\$289,580	\$95,330	\$0	
Miller Special School Efficiency & Future Ready	Complete	100%	\$1,616,366	\$1,663,231	\$46,865	\$4,947	
Parmalee ES FF&E	Complete	100%	\$168,000	\$172,959	\$4,959	\$0	
Patterson Cottages Efficiency & Future Ready	Complete	100%	\$360,591	\$258,407	(\$102,184)	\$28,458	
Patterson International Efficiency & Future Ready	Complete	100%	\$526,229	\$595,884	\$69,655	\$32,212	
Pomona HS FF&E	Complete	100%	\$1,050,000	\$452,957	(\$597,043)	\$0	
Ryan ES Efficiency & Future Ready	Complete	100%	\$1,213,833	\$1,201,999	(\$11,834)	\$0	
Ryan ES FF&E	Complete	100%	\$362,250	\$334,842	(\$27,408)	\$0	
Sheridan Green ES Efficiency & Future Ready	Complete	100%	\$851,758	\$1,267,442	\$415,684	\$0	
Sheridan Green ES FF&E	Complete	100%	\$473,550	\$173,067	(\$300,483)	\$0	
Slater ES Asbestos Abatement	Complete	100%	\$0	\$0	\$0	\$5,850	
Stott ES Efficiency & Future Ready	Complete	100%	\$826,580	\$878,236	\$51,656	\$87,872	
Vanderhoof ES Efficiency & Future Ready	Complete	100%	\$1,707,668	\$2,141,485	\$433,817	\$134,165	
Wayne Carle MS FF&E	Complete	100%	\$182,000	\$152,624	(\$29,376)	\$0	
Westridge ES Efficiency & Future Ready	Complete	100%	\$418,174	\$457,776	\$39,602	\$0	
Jefferson Acad. Elementary Charter	Cancelled	0%	\$640,682	\$0	(\$640,682)	\$0	
2021 Subtotals:			\$142,395,905	\$168,665,355	\$23,915,144	\$2,354,307	

Fiscal Plan Year: 2020	Work Progress		Budget Summary				
Project Description	Phase	%	Original	Current	Variance	Haz-Mat	Notes
Charter Rocky Mountain Deaf School General Upgrades	Construction	91%	\$3,090,152	\$3,831,033	\$740,881	\$0	PI
Bell MS Addition & General Upgrades	Close Out	100%	\$6,877,348	\$6,948,575	\$71,227	\$88,323	
Charter Montessori Peaks Academy General Upgrades	Close Out	100%	\$3,090,152	\$3,834,456	\$744,304	\$0	PI
H DW Network Upgrades 66-ES 15-MS 15-HS 30-Other	Close Out	100%	\$7,000,000	\$7,437,932	\$437,932	\$0	
Pomona HS Addition & General Upgrades	Close Out	100%	\$9,368,604	\$8,776,421	(\$592,183)	\$0	
Adams ES Efficiency & Future Ready	Complete	100%	\$1,053,714	\$991,491	(\$62,223)	\$0	
Arvada HS FF&E	Complete	100%	\$1,417,500	\$1,063,645	(\$353,855)	\$0	
Arvada K-8 Efficiency & Future Ready	Complete	100%	\$2,094,864	\$1,957,848	(\$137,015)	\$245,688	
Belmar ES Efficiency & Future + Paving	Complete	100%	\$690,210	\$848,999	\$158,790	\$85,281	
Belmar School of Integ. Arts FF&E	Complete	100%	\$78,750	\$374,494	\$295,744	\$0	
Brady Exploration School Efficiency & Future Ready	Complete	100%	\$1,752,517	\$1,914,897	\$162,380	\$0	
CTE South New Bldg	Complete	100%	\$10,000,000	\$10,131,754	\$131,754	\$0	
Charter Compass Montessori Wheat Ridge General Upgrades	Complete	100%	\$3,090,152	\$2,652,177	(\$437,974)	\$0	CC,PI
Charter Excel Academy Charter School General Upgrades	Complete	100%	\$3,090,152	\$3,831,583	\$741,431	\$0	PI
Charter Lincoln Academy Charter School General Upgrades	Complete	100%	\$3,090,152	\$3,827,478	\$737,326	\$0	PI
Charter New America School New Building (formerly General	Complete	100%	\$3,090,152	\$3,146,962	\$56,810	\$0	PI
Columbine Hills ES Efficiency & Future Ready	Complete	100%	\$820,608	\$1,030,910	\$210,302	\$18,306	
Conifer HS Addition & General Upgrades	Complete	100%	\$7,550,789	\$10,438,428	\$2,887,639	\$0	MC,UC,OB
Conifer HS FF&E	Complete	100%	\$892,500	\$928,551	\$36,051	\$0	

JEFFCO PUBLIC SCHOOLS
Construction Management
Status of Projects by Program



Fiscal Plan Year: 2020	Work Progress		Budget Summary				
	Project Description	Phase	%	Original	Current	Variance	Haz-Mat
Coronado ES Efficiency & Future Ready	Complete	100%	\$2,377,700	\$2,211,237	(\$166,463)	\$11,023	
Coronado ES FF&E	Complete	100%	\$525,000	\$192,990	(\$332,010)	\$0	
Dunstan MS Technology Upgrades	Complete	100%	\$18,000	\$15,416	(\$2,584)	\$0	
Dutch Creek ES Efficiency & Future Ready	Complete	100%	\$1,101,361	\$1,238,749	\$137,388	\$38,240	
Dutch Creek ES FF&E	Complete	100%	\$472,500	\$146,847	(\$325,653)	\$0	
Eiber ES Efficiency & Future Ready	Complete	100%	\$1,016,502	\$1,382,154	\$365,653	\$128,504	
Eiber ES FF&E	Complete	100%	\$598,500	\$248,332	(\$350,168)	\$0	
Foothills ES Efficiency & Future Ready	Complete	100%	\$883,658	\$1,127,680	\$244,022	\$51,404	
Foothills ES FF&E	Complete	100%	\$378,000	\$137,254	(\$240,746)	\$0	
Foster ES Addition & General Upgrades	Complete	100%	\$5,364,815	\$5,875,454	\$510,639	\$203,716	SC
Fremont ES Efficiency & Future Ready	Complete	100%	\$1,038,912	\$1,087,700	\$48,788	\$102,186	
Fremont ES FF&E	Complete	100%	\$157,500	\$322,246	\$164,746	\$0	
Green Gables ES Efficiency & Future Ready	Complete	100%	\$1,477,970	\$1,471,253	(\$6,717)	\$71,513	
Green Gables ES FF&E	Complete	100%	\$399,000	\$95,144	(\$303,856)	\$0	
Green Mountain HS FF&E	Complete	100%	\$1,417,500	\$1,038,636	(\$378,864)	\$0	
H 581 Conference Place Reopen Phase 2	Complete	100%	\$0	\$506,698	\$506,698	\$0	UC,ED,SC
H DW Elevator Upgrades 3-ES 5-MS 3-HS 2-Other	Complete	100%	\$58,568	\$370,908	\$312,340	\$0	
H DW Field Improvements 11-HS	Complete	100%	\$8,400,000	\$19,162,749	\$10,762,749	\$172,216	SC,19M
H DW Fire Sprinklers Replacement 3-ES 1-MS 1-Other	Complete	100%	\$139,253	\$128,389	(\$10,863)	\$0	
H DW Flooring 2020-I 2-ES 2-Other	Complete	100%	\$600,430	\$642,980	\$42,550	\$47,252	
H DW Flooring 2020-II 4-ES	Complete	100%	\$411,604	\$395,793	(\$15,811)	\$58,547	
H DW HVAC 2020 2-ES 1-Other	Complete	100%	\$1,926,540	\$2,082,151	\$155,611	\$35,165	
H DW IT Cameras 2020 24-ES 6-MS 9-HS 14-Other	Complete	100%	\$878,600	\$862,398	(\$16,202)	\$0	
H DW LED Lighting - Interior 17-ES 1-Other	Complete	100%	\$2,781,920	\$2,881,698	\$99,778	\$31,522	
H DW Modular Bldg Removal 2020 8-ES 1-MS 1-HS	Complete	100%	\$0	\$445,625	\$445,625	\$0	
H DW Paving 2020-I 2-ES 1-MS	Complete	100%	\$225,750	\$311,775	\$86,025	\$0	
H DW Paving 2020-II 3-ES 1-Other	Complete	100%	\$509,250	\$532,621	\$23,371	\$0	
H DW Playgrounds 2020 8-ES 2-Other	Complete	100%	\$1,051,742	\$1,372,625	\$320,883	\$0	
H DW Roofing 2020-I 3-ES 1-Other	Complete	100%	\$2,182,195	\$2,390,300	\$208,105	\$0	
H DW Roofing 2020-II 4-ES 1-MS 1-HS	Complete	100%	\$1,398,952	\$1,032,486	(\$366,466)	\$0	
H DW Security Glass 2020-I 13-ES	Complete	100%	\$88,000	\$52,125	(\$35,875)	\$7,829	
Hackberry Hill ES Efficiency & Future Ready	Complete	100%	\$708,508	\$551,787	(\$156,721)	\$0	
Hutchinson ES Efficiency & Future Ready	Complete	100%	\$1,849,313	\$1,770,012	(\$79,301)	\$89,801	
Hutchinson ES FF&E	Complete	100%	\$288,750	\$93,708	(\$195,042)	\$0	
Jefferson HS Addition & General Upgrades	Complete	100%	\$12,225,139	\$12,137,770	(\$87,369)	\$341,668	
Ken Caryl MS FACS CR + Bldg Signage	Complete	100%	\$343,200	\$374,447	\$31,247	\$22,608	
Kendrick Lakes ES FF&E	Complete	100%	\$658,840	\$612,175	(\$46,665)	\$0	
Lukas ES Efficiency & Future Ready	Complete	100%	\$1,106,650	\$1,147,495	\$40,845	\$0	
Lukas ES FF&E	Complete	100%	\$151,450	\$86,577	(\$64,873)	\$0	
Lumberg ES Addition & General Upgrades	Complete	100%	\$7,397,620	\$7,302,442	(\$95,178)	\$298,902	
Manning School Addition & General Upgrades	Complete	100%	\$6,403,971	\$6,355,245	(\$48,726)	\$29,972	
Parmalee ES Addition & General Upgrades	Complete	100%	\$3,571,423	\$4,178,109	\$606,686	\$40,777	SC
Ralston ES Efficiency & Future Ready	Complete	100%	\$827,236	\$916,564	\$89,327	\$102,488	
Semper ES Efficiency & Future Ready	Complete	100%	\$1,540,562	\$1,582,813	\$42,251	\$0	
Stober ES Efficiency & Future Ready	Complete	100%	\$3,492,085	\$3,413,009	(\$79,076)	\$142,252	

Fiscal Plan Year: 2020	Work Progress		Budget Summary				
Project Description	Phase	%	Original	Current	Variance	Haz-Mat	Notes
Stober ES FF&E	Complete	100%	\$78,750	\$190,522	\$111,772	\$0	
Three Creeks K-8 FF&E	Complete	100%	\$0	\$194,960	\$194,960	\$0	
Trailblazer Stadium Efficiency & Future Ready	Complete	100%	\$4,415,250	\$4,275,888	(\$139,362)	\$0	
Vivian ES Efficiency & Future Ready	Complete	100%	\$1,506,673	\$1,752,143	\$245,470	\$116,661	
Wayne Carle MS Addition & General Upgrades	Complete	100%	\$5,201,180	\$4,901,563	(\$299,617)	\$0	
Welchester ES Efficiency & Future Ready	Complete	100%	\$1,407,615	\$1,726,787	\$319,172	\$60,146	
Welchester ES FF&E	Complete	100%	\$288,750	\$80,358	(\$208,392)	\$0	
West Jefferson MS Efficiency & Future Ready	Complete	100%	\$1,809,680	\$1,693,835	(\$115,845)	\$0	
Westridge ES HVAC	Complete	100%	\$780,720	\$1,536,383	\$755,663	\$0	OB,EC,SC
Wilmot ES FF&E	Complete	100%	\$304,500	\$347,176	\$42,676	\$0	
Witt ES Efficiency & Future Ready	Complete	100%	\$1,737,130	\$2,006,960	\$269,830	\$103,815	
Witt ES FF&E	Complete	100%	\$220,350	\$127,368	(\$92,982)	\$0	
2020 Subtotals:			\$164,333,381	\$185,831,948	\$18,752,762	\$2,745,804	

Fiscal Plan Year: 2019	Work Progress		Budget Summary				
Project Description	Phase	%	Original	Current	Variance	Haz-Mat	Notes
Alameda HS Addition & General Upgrades	Close Out	100%	\$19,055,745	\$30,102,523	\$11,046,778	\$0	UC,SC
Alameda Int'l Jr-Sr Asbestos Abatement	Close Out	100%	\$0	\$2,531,887	\$2,531,887	\$0	MC
Charter Collegiate Academy of Colorado General Upgrades	Close Out	100%	\$3,090,152	\$3,719,749	\$629,597	\$0	PI
Charter Mountain Phoenix Community School General Upgrad	Close Out	100%	\$3,090,152	\$3,832,235	\$742,083	\$0	PI
Adams ES FF&E	Complete	100%	\$324,450	\$155,779	(\$168,671)	\$0	
Arvada HS Addition & General Upgrades	Complete	100%	\$12,018,096	\$15,234,824	\$3,216,728	\$222,010	UC,OB,EC
Arvada K8 FF&E	Complete	100%	\$0	\$709,697	\$709,697	\$0	19M
Charter Addenbrooke Classical Academy General Upgrades	Complete	100%	\$3,090,152	\$3,828,963	\$738,811	\$0	PI
Charter-Compass Montessori Golden Debt Repayment	Complete	100%	\$3,090,152	\$4,246,502	\$1,156,350	\$0	CC
Charter-Jefferson Acad. Secondary Addition	Complete	100%	\$6,180,304	\$6,213,940	\$33,636	\$0	CC,PI
Charter-Rocky Mtn Acad. Evergreen Debt Repayment	Complete	100%	\$3,090,152	\$3,101,864	\$11,712	\$0	PI
Charter-Two Roads Arvada Debt Repayment	Complete	100%	\$3,090,152	\$3,104,376	\$14,224	\$0	PI
Charter-Woodrow Wilson Academy Debt Repayment	Complete	100%	\$3,090,152	\$3,101,768	\$11,616	\$0	PI
Columbine HS Addition & General Upgrades	Complete	100%	\$11,482,013	\$17,847,095	\$6,365,082	\$272,854	UC,SC,OB
Creighton MS FF&E	Complete	100%	\$0	\$162,251	\$162,251	\$0	
Evergreen HS Storm Drain Repair	Complete	100%	\$0	\$389,281	\$389,281	\$0	
Everitt MS Library Renovation	Complete	100%	\$545,789	\$545,789	\$0	\$0	
Green Mountain HS Addition & General Upgrades	Complete	100%	\$11,105,728	\$12,169,414	\$1,063,686	\$70,021	MC,UC,SC
H DW Building Lighting 1-MS	Complete	100%	\$299,775	\$946,487	\$646,712	\$0	19M
H DW Curtain Riggings 8-HS	Complete	100%	\$0	\$173,922	\$173,922	\$0	
H DW FF&E Allocation 8-ES 3-Other	Complete	100%	\$0	\$43,746	\$43,746	\$0	
H DW Field Improvements 1-MS 8-HS 1-Other	Complete	100%	\$12,157,500	\$20,327,403	\$8,169,903	\$0	SC,19M
H DW Fire Alarms 1-ES 1-MS 1-HS 1-Other	Complete	100%	\$64,877	\$177,130	\$112,254	\$0	
H DW Flooring 12-ES 4-Other	Complete	100%	\$886,851	\$1,563,346	\$676,495	\$321,861	19M
H DW Gym Divider Curtains 6-MS 1-Other	Complete	100%	\$0	\$336,487	\$336,487	\$0	
H DW HVAC 2-MS	Complete	100%	\$185,913	\$1,500,354	\$1,314,441	\$0	19M
H DW IT Cameras 51-ES 1-HS 2-Other	Complete	100%	\$774,304	\$665,351	(\$108,953)	\$0	
H DW Irrigation 2-ES 1-MS 2-HS	Complete	100%	\$0	\$513,353	\$513,353	\$0	19M
H DW Modular Bldg Removal 8-ES 1-MS 2-Other	Complete	100%	\$0	\$408,390	\$408,390	\$0	
H DW Paving 6-ES 1-MS	Complete	100%	\$799,050	\$1,645,759	\$846,709	\$0	19M

Fiscal Plan Year: 2019	Work Progress		Budget Summary				
Project Description	Phase	%	Original	Current	Variance	Haz-Mat	Notes
H DW Playgrounds 4-ES 3-Other	Complete	100%	\$873,810	\$1,566,807	\$692,997	\$0	19M
H DW Roofing 3-ES 1-HS	Complete	100%	\$2,504,598	\$4,139,927	\$1,635,329	\$0	SC
H DW Security Glass 9-ES	Complete	100%	\$67,997	\$43,303	(\$24,694)	\$6,504	
H DW Site Lighting 4-ES 2-Other	Complete	100%	\$130,000	\$807,114	\$677,114	\$0	19M
H North Area Transportation-Joyce Renovation	Complete	100%	\$349,400	\$467,466	\$118,066	\$0	
H North Area Transportation-Joyce Site Acquisition	Complete	100%	\$7,000,600	\$7,000,600	\$0	\$0	
Ken Caryl MS FF&E	Complete	100%	\$0	\$188,133	\$188,133	\$0	
Kendrick Lakes ES Replace School	Complete	100%	\$22,743,115	\$20,228,867	(\$2,514,248)	\$181,141	MC
Pomona HS FF&E	Complete	100%	\$0	\$90,910	\$90,910	\$0	
Ralston Valley HS Roofing	Complete	100%	\$0	\$1,670,244	\$1,670,244	\$0	19M
Summit Ridge MS FF&E	Complete	100%	\$0	\$192,838	\$192,838	\$0	
Three Creeks K-8 Addition & General Upgrades	Complete	100%	\$4,931,850	\$5,664,653	\$732,803	\$0	MC,OB
West Jefferson MS FF&E	Complete	100%	\$395,000	\$361,376	(\$33,624)	\$0	
Wilmot ES Addition & General Upgrades	Complete	100%	\$3,212,843	\$8,164,168	\$4,951,325	\$95,628	MC,UC,OB
2019 Subtotals:			\$139,720,671	\$191,056,089	\$50,165,399	\$1,170,019	

Report Reference

Work Progress Columns:

- Phase The current phase of the project life cycle as most recently reported by the project manager
- % An estimate of payable work progress calculated from the latest status and forecast in the project management system

Budget Summary Columns:

- Original The original estimated budget for the project scope
- Current The latest revised budget including all approved changes
- Variance The difference between the Original and Current budget
- Haz-Mat Additional budget approved for hazardous materials mitigation
- Notes Abbreviated variance descriptions for projects with significant budget Variance (see translation table below)

Variance Notes

Note	Description
MC	Market Conditions
UC	Unforeseen Conditions
SC	Scope Change
19M	19M Program Scope - Initial project budget did not cover hazardous materials. If hazardous materials were identified it was paid out of program contingency.
PI	Premium and Interest Earned by Charter
OB	Occupied Building
EC	Existing Conditions
CC	Budget Shared Between Charter Campuses
FFE	Additional Fixtures, Furnishings and Equipment (FF&E) scope identified through a full assessment by the FF&E team. This team was not in place until after the initial bond program development.
DB	Directed by the Board of Education
AC	Additional soft costs. Construction cost change is under \$500,000
R	Scope changes related to Regional Opportunities for Thriving Schools

Facility Listings for Multi-Site (DW) Projects

Fiscal Plan Year: 2024	
Project Description	Project Facilities
F DW FF&E Allocation 2024	
F DW LED Lighting 2024 4-ES 1-MS 8-HS 2-Other	Belmar School of Integrated Arts, Coronado ES, Dutch Creek ES, Hackberry Hill ES, Lukas ES, Manning School, Wayne Carle MS, Alameda Int'l Jr-Sr HS, Arvada HS, Bear Creek HS, Conifer HS, Jefferson Jr-Sr HS, Lakewood HS, Ralston Valley HS, Standley Lake HS
F DW Fire Alarm Upgrades 2-HS	D'Evelyn Jr-Sr HS, Pomona HS
F DW Security Glass 2024 12-ES 2-MS 2-HS 6-Other	Adams ES, Belmar School of Integrated Arts, Bradford K-8 South, Bradford K-8 North, Deviny ES, Fairmount ES, Lukas ES, Mount Carbon ES, Normandy ES, Ralston ES, Rooney Ranch ES, Semper ES, Deane ES, Three Creeks K-8, West Woods ES, Wilmot ES, Manning School, McLain Community HS, Long View HS, Bell MS, Wayne Carle MS, Evergreen HS
F DW 2023 Hail Damage Repair 4-ES 1-HS	Blue Heron ES, Leawood ES, Parmalee ES, Red Rocks ES, Columbine HS

Fiscal Plan Year: 2023	
Project Description	Project Facilities
F DW FF&E Allocation	
F DW Modular Bldg Removal 2023	
DW Mechanical 2023 1-ES 2-Other	Bradford K-8 South, West Woods ES, Sobesky Academy
F DW Athletic Field Lighting 16-HS	D'Evelyn Jr-Sr HS, Alameda Int'l Jr-Sr HS, Arvada HS, Arvada West HS, Bear Creek HS, Chatfield HS, Columbine HS, Dakota Ridge HS, Golden HS, Green Mountain HS, Jefferson Jr-Sr HS, Lakewood HS, Pomona HS, Ralston Valley HS, Standley Lake HS, Wheat Ridge HS
F DW CO Detection Upgrades 6-ES 1-HS	Blue Heron ES, Columbine Hills ES, Coronado ES, Dutch Creek ES, Leawood ES, Normandy ES, Columbine HS
F DW Receiving School Upgrades 11-ES	Adams ES, Foothills ES, Fremont ES, Green Gables ES, Hutchinson ES, Maple Grove ES, Meiklejohn ES, Powderhorn ES, Secrest ES, Semper ES, Vanderhoof ES
F DW Mechanical 2023 1-ES	South Lakewood ES
F DW Network Upgrades 2023	
G DW Network Upgrades 2023-Cost Xfer	
H DW Playgrounds 2023 2-ES	Edgewater ES, Hutchinson ES

Fiscal Plan Year: 2022	
Project Description	Project Facilities
G DW Elevator Upgrades 2022 1-ES 1-MS 1-HS	Peck ES, Deer Creek MS, Golden HS
G DW LED Lighting 2022 8-ES 4-MS 2-HS 3-Other	Bradford K-8 South, Bradford K-8 North, Lawrence ES, Leawood ES, Meiklejohn ES, Normandy ES, Rooney Ranch ES, Ute Meadows ES, Weber ES, West Woods ES, Brady Exploration School, Creighton MS, Deer Creek MS, Mandalay MS, Moore MS, Chatfield HS, Dakota Ridge HS
G DW Modular Bldg Removal 2022 7-ES 1-Other	Glennon Heights ES, Governor's Ranch ES, Lasley ES, Little ES, Molholm ES, South Lakewood ES, Westgate ES, Brady Exploration School
G DW Network Upgrades 2022	
G DW Flooring 2022-I 5-ES 3-MS	Governor's Ranch ES, Mount Carbon ES, Peiffer ES, Rooney Ranch ES, Westridge ES, Deer Creek MS, Falcon Bluffs MS, Summit Ridge MS
G DW Flooring 2022-II 7-ES	Glennon Heights ES, Little ES, Parr ES, Pennington ES, South Lakewood ES, Swanson ES, Van Arsdale ES
G DW Mechanical 2022 3-ES	Campbell ES, Little ES, Van Arsdale ES
G DW Paving 2022 5-ES 1-MS	Campbell ES, Little ES, Peiffer ES, South Lakewood ES, Thomson ES, Falcon Bluffs MS
G DW Playground 2022-I 4-ES	Glennon Heights ES, Governor's Ranch ES, Mount Carbon ES, Peiffer ES
G DW Playground 2022-II 2-ES	Campbell ES, Fairmount ES

Fiscal Plan Year: 2022	
Project Description	Project Facilities
G DW Roofing 2022 4-ES 1-MS	Campbell ES, Fairmount ES, Pennington ES, South Lakewood ES, Summit Ridge MS
G DW Security Glass 2022 7-ES 1-MS 1-HS 1-Other	Bear Creek K-8, Campbell ES, Fairmount ES, Little ES, Parr ES, Pennington ES, South Lakewood ES, Swanson ES, Summit Ridge MS, Arvada West HS

Fiscal Plan Year: 2021	
Project Description	Project Facilities
G DW LED Lighting 2021 11-ES	Edgewater ES, Elk Creek ES, Emory ES, Kyffin ES, Red Rocks ES, Shaffer ES, Stevens ES, Stony Creek ES, Thomson ES, Warder ES, West Jefferson ES
G DW Field Improvements 2021 1-ES 4-HS	Lumberg ES, D'Evelyn Jr-Sr HS, Alameda Int'l Jr-Sr HS, Jefferson Jr-Sr HS, Wheat Ridge HS
G DW Flooring 2021 5-ES	Emory ES, Peck ES, Red Rocks ES, Shaffer ES, Westgate ES
G DW Mechanical 2021 5-ES	Edgewater ES, Elk Creek ES, Peck ES, Secrest ES, Thomson ES
G DW Modular Bldg Removal 2021 5-ES	Kendallvue ES, Kullerstrand ES, Lawrence ES, Slater ES, Vivian ES
G DW Paving 2021 3-ES	Parmalee ES, Red Rocks ES, West Jefferson ES
G DW Playgrounds 2021 9-ES	Elk Creek ES, Kyffin ES, Normandy ES, Peck ES, Red Rocks ES, Secrest ES, Shaffer ES, Thomson ES, Warder ES
G DW Roofing 2021 5-ES	Emory ES, Fitzmorris ES, Lawrence ES, Stevens ES, Westgate ES
G DW Security Glass 2021 6-ES 5-MS 1-HS	Dutch Creek ES, Leawood ES, Meiklejohn ES, Red Rocks ES, Rose Stein International ES, Weber ES, Ken Caryl MS, Creighton MS, Drake MS, Mandalay MS, Moore MS, Conifer HS
H DW Elevator Upgrades 2021 6-ES 7-MS 9-HS 4-Other	Bear Creek K-8, Emory ES, Lawrence ES, Meiklejohn ES, Peck ES, (No Longer) Free Horizon Montessori, Stevens ES, Wilmot ES, D'Evelyn Jr-Sr HS, Warren Tech North, Warren Tech South, Wayne Carle MS, Carmody MS, Creighton MS, Dunstan MS, Falcon Bluffs MS, Summit Ridge MS, North Arvada MS, Alameda Int'l Jr-Sr HS, Bear Creek HS, Chatfield HS, Golden HS, Jefferson Jr-Sr HS, Lakewood HS, Ralston Valley HS, Wheat Ridge HS

Fiscal Plan Year: 2020	
Project Description	Project Facilities
H DW Network Upgrades 66-ES 15-MS 15-HS 30-Other	Adams ES, Bear Creek K-8, Blue Heron ES, Belmar School of Integrated Arts, Bergen Valley ES, Bergen Meadow ES, Bradford K-8 South, Bradford K-8 North, Colorow ES, Coal Creek Canyon K-8, Columbine Hills ES, Coronado ES, Devinny ES, Dutch Creek ES, Edgewater ES, Eiber ES, Elk Creek ES, Emory ES, Fairmount ES, Foothills ES, Anderson Preschool, Glennon Heights ES, Governor's Ranch ES, Green Gables ES, Green Mountain ES, Hackberry Hill ES, Hutchinson ES, Irwin Preschool, Sheridan Green ES, Kendallvue ES, Kendrick Lakes ES, Kullerstrand ES, Kyffin ES, Lasley ES, Leawood ES, Lukas ES, Lumberg ES, Maple Grove ES, Marshdale ES, Mitchell ES, Molholm ES, Mortenson ES, Mount Carbon ES, Normandy ES, Parmalee ES, Patterson International School, Patterson Cottages, Pennington ES, Peiffer ES, (No Longer) Free Horizon Montessori, Powderhorn ES, Prospect Valley ES, Ralston ES, Red Rocks ES, Rooney Ranch ES, Ryan ES, Semper ES, Shaffer ES, Shelton ES, Slater ES, Deane ES, South Lakewood ES, Rose Stein International ES, Stein Cottages, Stober ES, Stevens ES, Stony Creek ES, Three Creeks K-8, Litz Preschool, Ute Meadows ES, Vivian ES, Welchester ES, Westgate ES, West Jefferson ES, Westridge ES, Wilmore Davis ES, Wilmot ES, Witt ES, Brady Exploration School, Dennison ES, D'Evelyn Jr-Sr HS, Manning School, McLain Community HS, Jeffco Open School, Miller Special School, Warren Tech Central, Warren Tech South, Bell MS, Wayne Carle MS, Ken Caryl MS, Carmody MS, Creighton MS, Deer Creek MS, Drake MS, Dunstan MS, Evergreen MS, Everitt MS, Falcon Bluffs MS, Mandalay MS, Moore MS, Summit Ridge MS, West Jefferson MS, Alameda Int'l Jr-Sr HS, Arvada West HS, Bear Creek HS, Chatfield HS, Columbine HS, Conifer HS, Dakota Ridge HS, Evergreen HS, Golden HS, Green Mountain HS, Jefferson Jr-Sr HS, Lakewood HS, Standley Lake HS, Wheat Ridge HS, 809 Bldg 1 Service Center Bldg 1, Jeffco Stadium 6th & Kipling, Lakewood Memorial Stadium, Trailblazer Stadium, Connections Learning Center, Sobesky Academy, South Area Transportation Center, West Area Transportation Center, Education Service Center, 581 Conference Place
H DW Elevator Upgrades 3-ES 5-MS 3-HS 2-Other	Bear Creek K-8, Lawrence ES, Peck ES, Wilmot ES, Carmody MS, Creighton MS, Deer Creek MS, Falcon Bluffs MS, Mandalay MS, Bear Creek HS, Conifer HS, Dakota Ridge HS, Education Service Center
H DW Field Improvements 11-HS	Arvada HS, Arvada West HS, Chatfield HS, Columbine HS, Conifer HS, Dakota Ridge HS, Golden HS, Green Mountain HS, Lakewood HS, Pomona HS, Standley Lake HS
H DW Fire Sprinklers Replacement 3-ES 1-MS 1-Other	Bradford K-8 North, Rooney Ranch ES, Ryan ES, Van Arsdale ES, Deer Creek MS

Fiscal Plan Year: 2020	
Project Description	Project Facilities
H DW Flooring 2020-I 2-ES 2-Other	Fitzmorris ES, Lasley ES, (No Longer) Free Horizon Montessori, Miller Special School
H DW Flooring 2020-II 4-ES	Allendale ES, Fairmount ES, Thomson ES, West Woods ES
H DW HVAC 2020 2-ES 1-Other	Patterson International School, Stott ES, Ryan ES
H DW IT Cameras 2020 24-ES 6-MS 9-HS 14-Other	Allendale ES, Arvada K-8, Bear Creek K-8, Belmar School of Integrated Arts, Bradford K-8 South, Campbell ES, Bradford K-8 North, Coal Creek Canyon K-8, Coronado ES, Elk Creek ES, Fairmount ES, Fremont ES, Glennon Heights ES, Irwin Preschool, Meiklejohn ES, Mitchell ES, Mortenson ES, Ralston ES, Stott ES, Shaffer ES, Shelton ES, Slater ES, South Lakewood ES, Stony Creek ES, Litz Preschool, Vanderhoof ES, Van Arsdale ES, Ute Meadows ES, Welchester ES, West Jefferson ES, West Woods ES, Brady Exploration School, Dennison ES, D'Evelyn Jr-Sr HS, Jeffco Open School, Miller Special School, Warren Tech Central, Long View HS, Warren Tech North, Deer Creek MS, Evergreen MS, Everitt MS, Mandalay MS, Oberon MS, North Arvada MS, Bear Creek HS, Dakota Ridge HS, Evergreen HS, Pomona HS, Ralston Valley HS, Standley Lake HS, Wheat Ridge HS, Connections Learning Center
H DW LED Lighting - Interior 17-ES 1-Other	Columbine Hills ES, Devinny ES, Fitzmorris ES, Sheridan Green ES, Kullerstrand ES, Lasley ES, Maple Grove ES, Patterson International School, Peck ES, Powderhorn ES, Stott ES, Ryan ES, Secrest ES, Deane ES, Vanderhoof ES, Westgate ES, Westridge ES, Dennison ES
H DW Modular Bldg Removal 2020 8-ES 1-MS 1-HS	Adams ES, Devinny ES, Eiber ES, Hutchinson ES, Kyffin ES, Leawood ES, Normandy ES, Peck ES, Deer Creek MS, Pomona HS
H DW Paving 2020-I 2-ES 1-MS	Columbine Hills ES, Lawrence ES, Everitt MS
H DW Paving 2020-II 3-ES 1-Other	Bradford K-8 North, Mitchell ES, Ryan ES, Shelton ES
H DW Playgrounds 2020 8-ES 2-Other	Allendale ES, Columbine Hills ES, Sheridan Green ES, Kendallvue ES, (No Longer) Free Horizon Montessori, Stott ES, Stony Creek ES, Vanderhoof ES, Westridge ES, Miller Special School
H DW Roofing 2020-I 3-ES 1-Other	Green Mountain ES, Lasley ES, Parr ES, Patterson International School
H DW Roofing 2020-II 4-ES 1-MS 1-HS	Kullerstrand ES, Little ES, Swanson ES, Thomson ES, Carmody MS, Evergreen HS
H DW Security Glass 2020-I 13-ES	Edgewater ES, Elk Creek ES, Green Mountain ES, Kyffin ES, Mitchell ES, Peck ES, Secrest ES, Shaffer ES, Shelton ES, Slater ES, Stevens ES, Thomson ES, Warder ES

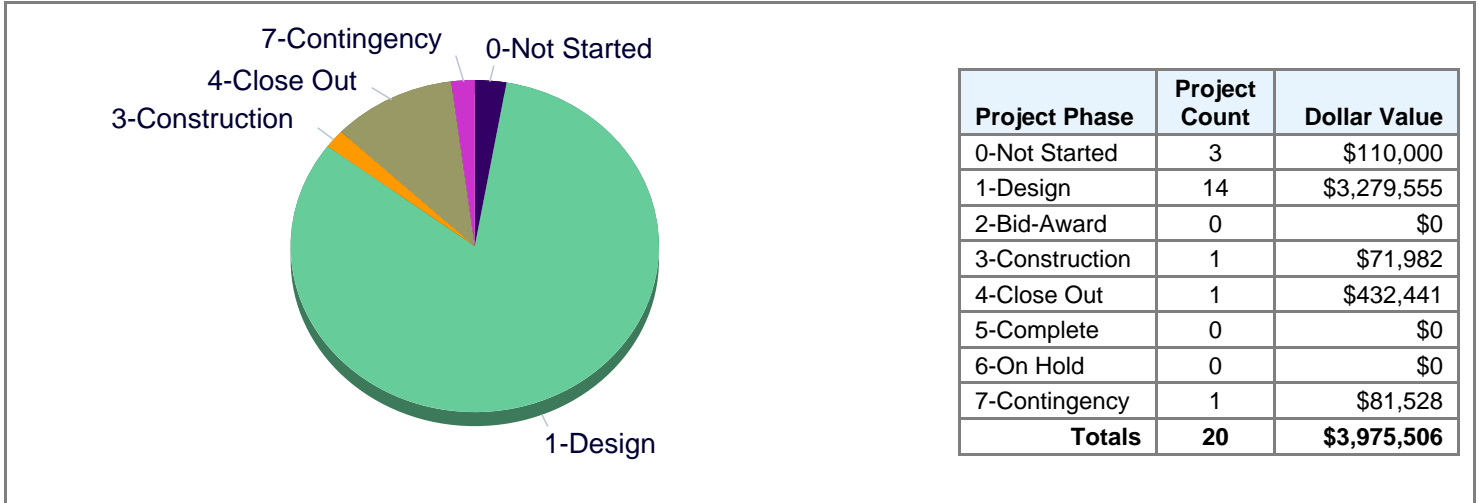
Fiscal Plan Year: 2019	
Project Description	Project Facilities
H DW Building Lighting 1-MS	North Arvada MS
H DW Curtain Riggings 8-HS	Alameda Int'l Jr-Sr HS, Arvada West HS, Bear Creek HS, Evergreen HS, Golden HS, Lakewood HS, Pomona HS, Wheat Ridge HS
H DW FF&E Allocation 8-ES 3-Other	Allendale ES, Belmar School of Integrated Arts, Dutch Creek ES, Green Gables ES, Lukas ES, Maple Grove ES, Parmalee ES, Wilmot ES, Witt ES, 809 Bldg 4 Service Center Bldg 4, North Area Transportation Center - Joyce
H DW Field Improvements 1-MS 8-HS 1-Other	Three Creeks K-8, West Jefferson MS, Arvada HS, Chatfield HS, Conifer HS, Dakota Ridge HS, Evergreen HS, Golden HS, Lakewood HS, Ralston Valley HS
H DW Fire Alarms 1-ES 1-MS 1-HS 1-Other	Red Rocks ES, D'Evelyn Jr-Sr HS, Mandalay MS, 809 Bldg 1 Service Center Bldg 1
H DW Flooring 12-ES 4-Other	Belmar School of Integrated Arts, Bergen Meadow ES, Bradford K-8 South, Bradford K-8 North, Eiber ES, Foothills ES, Green Mountain ES, Hutchinson ES, Sheridan Green ES, Kullerstrand ES, Lukas ES, (No Longer) Free Horizon Montessori, Vivian ES, Welchester ES, Westridge ES, Wilmore Davis ES
H DW Gym Divider Curtains 6-MS 1-Other	Manning School, Ken Caryl MS, Carmody MS, Drake MS, Everitt MS, Oberon MS, North Arvada MS
H DW HVAC 2-MS	Bell MS, Drake MS
H DW IT Cameras 51-ES 1-HS 2-Other	Adams ES, Blue Heron ES, Bergen Valley ES, Bergen Meadow ES, Colorow ES, Columbine Hills ES, Devinny ES, Dutch Creek ES, Edgewater ES, Fitzmorris ES, Foothills ES, Foster ES, Governor's Ranch ES, Green Gables ES, Green Mountain ES, Hackberry Hill ES, Hutchinson ES, Sheridan Green ES, Kendallvue ES, Kullerstrand ES, Lasley ES, Lawrence ES, Leawood ES, Little ES, Lukas ES, Lumberg ES, Molholm ES, Mount Carbon ES, Normandy ES, Parr ES, Parmalee ES, Patterson International School, Pennington ES, Peck ES, Peiffer ES, (No Longer) Free Horizon Montessori, Powderhorn ES, Red Rocks ES, Rooney Ranch ES, Ryan ES, Secrest ES, Semper ES, Deane ES, Rose Stein International ES, Stober ES, Swanson ES, Thomson ES, Vivian ES, Warder ES, Westgate ES, Westridge ES, Wilmore Davis ES, Wilmot ES, Columbine HS
H DW Irrigation 2-ES 1-MS 2-HS	Colorow ES, Deane ES, D'Evelyn Jr-Sr HS, Evergreen MS, Pomona HS



Fiscal Plan Year: 2019	
Project Description	Project Facilities
H DW Modular Bldg Removal 8-ES 1-MS 2-Other	Campbell ES, Fremont ES, Green Gables ES, Peck ES, Peiffer ES, Swanson ES, Stony Creek ES, Westridge ES, Miller Special School, Warren Tech Central, Carmody MS
H DW Paving 6-ES 1-MS	Devinny ES, Fitzmorris ES, Hackberry Hill ES, Maple Grove ES, Peck ES, Ryan ES, Evergreen MS
H DW Playgrounds 4-ES 3-Other	Belmar School of Integrated Arts, Columbine Hills ES, Patterson International School, (No Longer) Free Horizon Montessori, Ralston ES, Welchester ES, Wilmore Davis ES
H DW Roofing 3-ES 1-HS	Eiber ES, Green Gables ES, Wilmot ES, Lakewood HS
H DW Security Glass 9-ES	Allendale ES, Devinny ES, Sheridan Green ES, Lawrence ES, Stott ES, Ryan ES, Vanderhoof ES, Westridge ES, Dennison ES
H DW Site Lighting 4-ES 2-Other	Belmar School of Integrated Arts, Eiber ES, Foothills ES, Ralston ES, Welchester ES, 809 Campus Service Center Campus

24M Capital Program 2023-24

Program Dollar Value by Phase



Program Narrative

The 24M Capital Program represents Fiscal Year 2024 planned projects that are expected to complete in Fiscal Year 2025. These projects are reviewed by the Capital Asset Advisory Committee.

The forecast remaining funds (\$-445,089) is an **estimation** of the ADA work at Jeffco Stadium that has not been bid yet.

Occupancy Deadlines At Risk

Priority	Facility Name	Project ID	Project name	Finish Date	
				Target	Forecast

Program Contingency and Remaining Funds

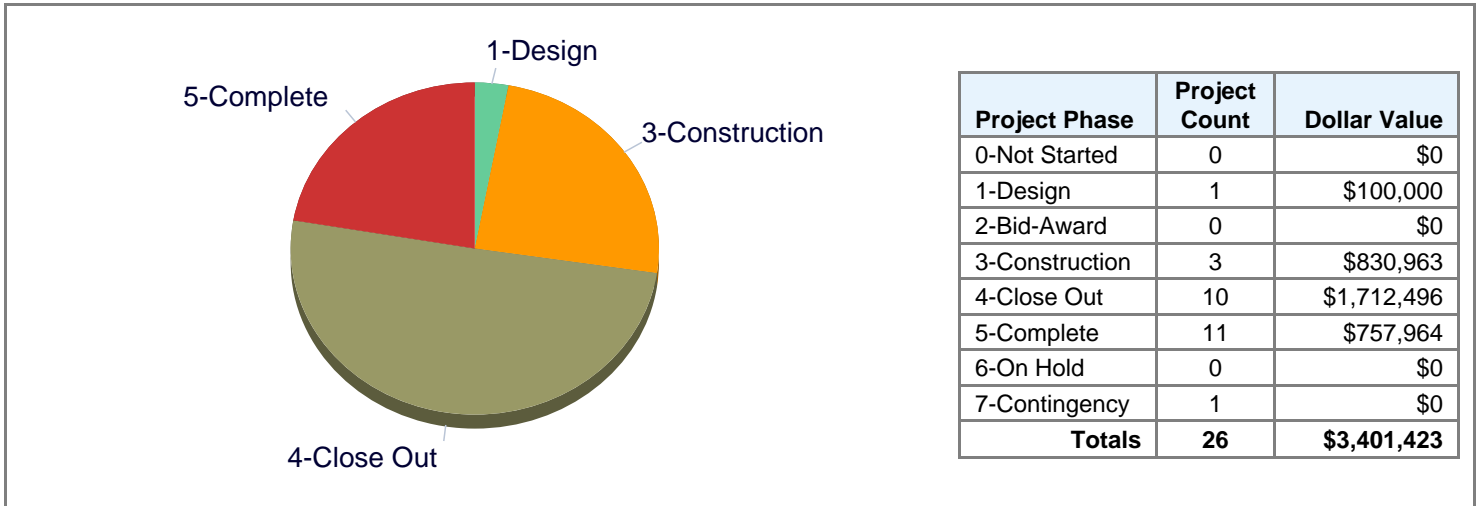
Program Contingency (Unallocated)	Forecast Remaining Funds in Projects	Net Remaining Program Funds
\$81,528	(\$445,089)	(\$363,561)

24M Capital Program 2023-24 - Project Detail

Project Description	Work Progress		Capital Budget	Other Funding Sources
	Phase	%		
24M DW Small Projects 2 Allocation	Not Started	0%	\$0	\$0
24M DW Westminster Fire Sprinkler Updates	Not Started	0%	\$50,000	\$0
24M Devinny ES Retaining Wall Replacement	Not Started	0%	\$60,000	\$0
24M Alameda HS Auditorium & Gym HVAC	Design	13%	\$930,850	\$0
24M DW 2023 Hail Damage Repair	Design	14%	\$162,200	\$0
24M DW FF&E Allocation	Design	26%	\$45,000	\$0
24M DW HVAC Assessment	Design	31%	\$167,580	\$0
24M DW Planning & Design Allocation	Design	3%	\$215,000	\$0
24M DW Property Disposal Allocation	Design	22%	\$100,000	\$0
24M DW Small Projects 1 Allocation	Design	22%	\$693,643	\$0
24M DW Temp Bldg Lease Allocation	Design	63%	\$80,409	\$0
24M DW Utilization Allocation	Design	0%	\$100,000	\$0
24M DW Water Engineering Allocation	Design	17%	\$111,000	\$0
24M Jeffco Stadium Accessibility Improvements	Design	0%	\$46,870	\$0
24M Trailblazer Stadium Turf Replacement	Design	0%	\$600,000	\$0
24M Wayne Carle MS Structural Repair	Design	63%	\$27,003	\$0
24M DW Safety & Security Upgrades	Construction	65%	\$71,982	\$0
24M Bear Creek K-8 Boiler Replacement	Close Out	100%	\$432,441	\$0
24M Program Contingency	Contingency	0%	\$81,528	\$0
Program Totals:			\$3,975,506	\$0

23M Capital Program 2023-24

Program Dollar Value by Phase



Program Narrative

The 23M Capital Program represents Fiscal Year 2023 planned projects that are expected to complete in Fiscal Year 2024. These projects are reviewed by the Capital Asset Advisory Committee.

Occupancy Deadlines At Risk

Priority	Facility Name	Project ID	Project name	Finish Date	
				Target	Forecast

Program Contingency and Remaining Funds

Program Contingency (Unallocated)	Forecast Remaining Funds in Projects	Net Remaining Program Funds
\$0	\$19	\$19

23M Capital Program 2023-24 - Project Detail

Project Description	Work Progress		Capital Budget	Other Funding Sources
	Phase	%		
23M DW Utilization Allocation	Design	99%	\$100,000	\$0
23M Alameda HS Stride Clinic	Construction	89%	\$360,000	\$500,000
23M DW Small Projects 1 Allocation	Construction	93%	\$460,963	\$153,133
23M DW Small Projects 2 Allocation	Construction	100%	\$10,000	\$0
23M Alameda HS School-Funded Add-Ons	Close Out	100%	\$0	\$27,042
23M DW Exterior Lighting	Close Out	100%	\$208,034	\$0
23M DW FF&E Allocation	Close Out	100%	\$45,000	\$0
23M DW Planning & Design Allocation	Close Out	100%	\$220,559	\$0
23M DW Property Disposal Allocation	Close Out	100%	\$488	\$0
23M DW Temp Bldg Lease Allocation	Close Out	100%	\$94,815	\$0
23M DW Water Engineering Allocation	Close Out	100%	\$103,898	\$0
23M Lakewood HS Gym Floor Replacement	Close Out	100%	-\$36,474	\$339,954
23M Meyers Pool Parking Lot	Close Out	100%	\$31,488	\$73,577
23M Wheat Ridge HS Replace Field Turf	Close Out	100%	\$1,044,689	\$12,000
23M Adams ES HVAC UV Lighting	Complete	100%	\$804	\$0
23M Arvada HS Mechanical Piping Changes	Complete	100%	\$63,738	\$0
23M Columbine Hills ES HVAC UV Lighting	Complete	100%	\$2,695	\$0
23M DW Fire Alarm Upgrade	Complete	100%	\$113,620	\$0
23M Dunstan MS Roof Repair	Complete	100%	\$284,436	\$281,587
23M Lukas ES HVAC UV Lighting	Complete	100%	\$804	\$0
23M Parr ES HVAC UV Lighting	Complete	0%	\$0	\$0
23M Security Office Renovation	Complete	100%	\$102,584	\$0
23M Shadow Mountain Diversion	Complete	100%	\$189,285	\$0
23M Ute Meadows ES HVAC UV Lighting	Complete	0%	\$0	\$0
23M Witt ES HVAC UV Lighting	Complete	0%	\$0	\$0
23M Program Contingency	Contingency	0%	\$0	\$0
Program Totals:			\$3,401,423	\$1,387,293

**Department of Construction Management
Program Financial Summary Report**



Date: Feb 14, 2024

Program	Program Contingency (Unallocated)	Forecast Remaining Funds in Projects	Net Remaining Program Funds
H/G/F 2018 Capital Improvement Plan	\$826,343	(\$754,643)	\$71,700
24M 24M Mini Program 2024-25	\$81,528	(\$445,089)	(\$363,561)
23M 23M Mini Program 2023-24	\$0	\$19	\$19
Total:	\$907,871	(\$1,199,713)	(\$291,842)